










Q3 2006/7 BVPI Report

Report Author: Leanne Admin_Dixon

Report Type: PI Report

Generated on: 05 February 2007

Rows are sorted by PI Code.

PI Status		Long Term Trends		Short Term Trends	
	This PI is significantly below target.		The value of this PI has improved in the long term.		The value of this PI has improved in the short term.
	This PI is slightly below target.		The value of this PI has worsened in the long term.		The value of this PI has worsened in the short term.
	This PI is on target.		The value of this PI has not changed in the long term.		The value of this PI has not changed in the short term.

On Target?	Long Term Trend	Short Term Trend	Good Performance	BVPI Code	Description	Q2 2006/07	Dec 2006	Q3 2006/07			Annual 2006
						Value	Value	Value	Target	Note	

Portfolio Owners: **Challinor, Cllr William**
 HoS: **Sharples, Jon**
 Data Collection Officer: **Shaw, Duncan**
 BV Category: **Housing**

On Target?	Long Term Trend	Short Term Trend	Good Performance	BVPI Code	Description	Q2 2006/07	Dec 2006	Q3 2006/07			Annual 2006
						Value	Value	Value	Target	Note	
			High	BV64	No of private sector vacant dwellings that are returned into occupation or demolished	16	27	27	26	After being slightly under target in the previous 2 quarters we are now on target to hit our year end outturn. Given the high number of empty homes we are pursuing and the work being carried in other Council Sections involving empty homes I am confident we will hit our predicted target outturn at year end. Please note This figure is a cumulative one collected monthly, the quarter end cumulative figure is the same as the last month in the quarter.	35

On Target?	Long Term Trend	Short Term Trend	Good Performance	BVPI Code	Description	Q2 2006/07	Dec 2006	Q3 2006/07			Annual 2006
						Value	Value	Value	Target	Note	

Portfolio Owners: **Challinor, Cllr William**
 HoS: **Fisher, Linda**
 Data Collection Officer: **Beardsworth, Bryan**
 BV Category: **Planning**

On Target?	Long Term Trend	Short Term Trend	Good Performance	BVPI Code	Description	Q2 2006/07	Dec 2006	Q3 2006/07			Annual 2006
						Value	Value	Value	Target	Note	
			High	BV109a	Major applications determined in 13 weeks	57.14% 	.00%	66.67%	60.00%	6 Out of 9 Applications Determined in Time. Two applications were historic applications that had their Section 106 Agreements Finalised.	60.00%
			High	BV109b	Minor applications determined in 8 weeks	74.61% 	94.73%	76.36%	65.00%	This Quarter has seen the introduction of a new member of staff which has improved capacity. Very good indication that we will achieve the target for the year.	65.00%
			High	BV109c	Planning Applications: 'Other' applications	90.09% 	95.65%	95.00%	80.00%	The introduction of a new member of staff has helped improve performance, this return gives a very positive indication that the target will be met for this year and the final performance figure be in the top Quartile for the Country.	80.00%

On Target?	Long Term Trend	Short Term Trend	Good Performance	BVPI Code	Description	Q2 2006/07	Dec 2006	Q3 2006/07			Annual 2006
						Value	Value	Value	Target	Note	

Portfolio Owners: **Challinor, Cllr William**
 HoS: **Sharples, Jon**
 Data Collection Officer: **Bracewell, Julie**
 BV Category: **Housing**

On Target?	Long Term Trend	Short Term Trend	Good Performance	BVPI Code	Description	Q2 2006/07	Dec 2006	Q3 2006/07			Annual 2006
						Value	Value	Value	Target	Note	
			Low	BV183a	Length of stay in temporary accommodation (B&B)	.00 	.00	.00	1.50	The continued drive towards the Homelessness Prevention Agenda and Partnership working in the Borough has meant that temporary accommodation is being used as a last resort. More move on accommodation is being secured and customers are being relocated without the need to use temporary accommodation.	2.00
			Low	BV183b	Length of stay in temporary accommodation (Hostel)	.00 	.00	.00	3.00	The use of temporary accommodation is the last resort, and increased prevention work has ensured that this form of accommodation has not had to be used, because customers have been re-housed through other means.	4.00

On Target?	Long Term Trend	Short Term Trend	Good Performance	BVPI Code	Description	Q2 2006/07	Dec 2006	Q3 2006/07		Annual 2006
						Value	Value	Value	Target	

Portfolio Owners: **Driver, Cllr Judith**
HoS: **Todd, Carole**
Data Collection Officer: **Samantha Wardley/Christine Chadderton/Dave Whiteman**
BV Category: **Waste Management & Cleanliness**

On Target?	Long Term Trend	Short Term Trend	Good Performance	BVPI Code	Description	Q2 2006/07	Dec 2006	Q3 2006/07		Annual 2006	
						Value	Value	Value	Target		Note
			High	BV82a (i)	% of Household Waste Recycled	19.84% 	21.58%	20.67%	21.50%	Figures still to be confirmed from LCC however early indications show that we are still slightly below target for the year, however this quarter has seen an increase due to Christmas.	21.50%
			High	BV 82a (ii)	Tonnes of Household Waste Recycled	2445.48 	400.47	3762.00	4006.10	Figures still to be confirmed from LCC however early indications show that we are slightly below target for the year, however this quarter has seen an increase due to Christmas.	5341.46
			High	BV82b (i)	% of Household Waste Composted	8.01% 	5.10%	7.59%	6.00%	Figures still to be confirmed from LCC however early indications show that we are still slightly above target for the year.	6.00%
			High	BV82b (ii)	Tonnes of household waste composted	988.00 	94.62	1492.64	1118.01	The increase in the composting is in the main due to the tonnage of leaves we have collected and recycled	1490.68
			Low	BV84a	Household waste collected per head, in kilos	187.1 	26.7	279.0	283.5	Continuing to exceed target, kilos of waste per head continuously dropping due to waste being recycled. Amount	378.0

On Target?	Long Term Trend	Short Term Trend	Good Performance	BVPI Code	Description	Q2 2006/07	Dec 2006	Q3 2006/07		Annual 2006
						Value	Value	Value	Target	

										of waste collected has dropped since last year.	
			Low	BV84b	Household Waste Collection (% change in kilograms per head)	-2.98%	10.36%	-1.01%	-0.05%	Continuing to exceed target, kilos of waste per head continuously dropping due to waste being recycled. Amount of waster collected has dropped since last year.	-0.05%
			High	BV91a	Kerbside Collection of Recyclables (one recyclable)	95.00%	95.00%	95.00%	95.00%	95% of the valley has a least 1 item via kerbside collection. Only farm properties don't recycle.	95.00%
			High	BV91b	Kerbside collection of recyclables (two recyclables)	95.00%	95.00%	95.00%	95.00%	95% of the valley has a least 1 item via kerbside collection. Only farm properties don't recycle.	95.00%
			Low	BV199a – KSI	Local Street & Environmental Cleanliness – Litter & Detritus	July – Not 19.0% 	Collecte	Nov - 6.0%	17.0%	The introduction of town centre caretakers has proved to be very successful and has resulted in a considerable improvement in cleanliness across the Borough.	20.0%
			Low	BV 199b	Local Street & Environmental Cleanliness – Graffiti	July – Not 1% 	Collecte	Nov-0%	2%	The introduction of town centre caretakers has proved to be very successful and has resulted in a considerable improvement in cleanliness across the Borough.	2%
			Low	BV 199c	Local Street & Environmental Cleanliness – Fly-Posting	July – Not 2% 	Collecte	Nov - 0%	2.0%	The introduction of town centre caretakers has proved to be very successful and has resulted in a considerable improvement in cleanliness across the Borough.	2.0%

On Target?	Long Term Trend	Short Term Trend	Good Performance	BVPI Code	Description	Q2 2006/07	Dec 2006	Q3 2006/07		Annual 2006
						Value	Value	Value	TargetNote	

Portfolio Owners: **Driver, Cllr Judith**
Administered By: **Todd, Carole**
Assigned To: **Ellins, Trish**
BV Category: **Community Safety & Well Being**

On Target?	Long Term Trend	Short Term Trend	Good Performance	BVPI Code	Description	Q2 2006/07	Dec 2006	Q3 2006/07		Annual 2006	
						Value	Value	Value	TargetNote		
			Low	BV126	Domestic burglaries per 1,000 households	5.0 	.8	7.3	7.6	Burglary is down 9.2% year to date compared to the same period last year which equates to 23 fewer victims.	10.2
			Low	BV127a	Violent Crime per 1,000 Population	7.9 	1.1	11.5	13.5	Violent crime figures have seen a steady reduction throughout the year with a 16.6% reduction compared to the same period last year.	18.0
			Low	BV127b	Robberies per 1,000 Population	.2 	.0	.3	.4	Significant reductions on robbery with figures down 30% on the same period last year	.5
			Low	BV128	Vehicle crimes per 1,000 population	5.2 	1.2	8.4	10.4	Year to date vehicle crime across the Borough is showing a 3.7% reduction compared to the same period last year. However, there has been an increase in the last two months and targeted work will be planned into the next few months to ensure we remain on target.	13.9
			N/A	BV174	Racial Incidents Recorded	.00 	.00	.00	3.75	No Reported incidents	5.00

On Target?	Long Term Trend	Short Term Trend	Good Performance	BVPI Code	Description	Q2 2006/07	Dec 2006	Q3 2006/07			Annual 2006
						Value	Value	Value	Target	Note	




			High	BV175	-Resulting in further action	100.00%	100.00%	100.00%	90.00%	No reported incidents, therefore none to follow up on.	90.00%
--	--	--	------	-------	------------------------------	---------	---------	---------	--------	--	--------

Portfolio Owners: **Driver, Cllr Judith**
 HoS: **Todd, Carole**
 Data Collection Officer: **Whiteman, Dave**
 BV Category: **Environment & Environmental Health**

On Target?	Long Term Trend	Short Term Trend	Good Performance	BVPI Code	Description	Q2 2006/07	Dec 2006	Q3 2006/07			Annual 2006
						Value	Value	Value	Target	Note	
			High	BV218a	Abandoned vehicles - % investigated within 24 hrs	100.00%	100.00%	100.00%	95.00%	Number of Abandoned vehicles low due to fast track removal system and the new legislation C.N.E.A.	95.00%
			High	BV218b	Abandoned Vehicles - % removed within 24 hours of required time	100.00%	100.00%	100.00%	95.00%	Number of Abandoned vehicles low due to fast track removal system and the new legislation C.N.E.A.	95.00%

Portfolio Owners: **Farquharson, Cllr Janet**
 HoS: **Buckle, Andrew**
 Data Collection Officer: **Noble, Sharon**
 BV Category: **Corporate Health**

On Target?	Long Term Trend	Short Term Trend	Good Performance	BVPI Code	Description	Q2 2006/07	Dec 2006	Q3 2006/07			Annual 2006
						Value	Value	Value	Target	Note	
			High	BV10 – KSI	Percentage of Non-domestic Rates	106.49%	92.23%	92.23%	99.00%	The decrease in collection is due to a major retailer not yet paying	99.00%





On Target?	Long Term Trend	Short Term Trend	Good Performance	BVPI Code	Description	Q2 2006/07	Dec 2006	Q3 2006/07		Annual 2006	
						Value	Value	Value	Target		Note
			High	BV9 – KSI	% of Council Tax collected	94.12%	93.86%	93.86%	98.00%	<p>instalments on their new superstore. An agreement has been reached whereby they will pay £331k on 20th January and pay the outstanding balance in February. Another large company have yet to pay for their new Rawtenstall store. This company have been summonsed for non payment. These two accounts represent just under half the total outstanding debt and will be tracked until payment is received. Summons for non payment totalling £179088.64 were issued on 8th January 07 with a court date of 29 January 07.</p> <p>In Dec 05 the actual % of Council Tax collected was 84.58%. As at Dec 06 the % collected is 84.48% We are therefore only 0.1% behind last year's collection at this time. Reminders for non payment were issued in Dec whereas historically they were not issued until January. Resources in the final three months of the financial year will be targeted at current year collection. Council Tax payers who were issued with reminders in November & Dec those who have failed to pay will be issued with Summons w/c 8th January 06.</p>	98.00%

On Target?	Long Term Trend	Short Term Trend	Good Performance	BVPI Code	Description	Q2 2006/07	Dec 2006	Q3 2006/07		Annual 2006
						Value	Value	Value	TargetNote	





Portfolio Owners: **Farquharson, Cllr Janet**
 HoS: **Buckle, Andrew**
 Data Collection Officer: **Ormerod, Andrew**
 BV Category: **Housing Benefit and Council Tax Benefit**

On Target?	Long Term Trend	Short Term Trend	Good Performance	BVPI Code	Description	Q2 2006/07	Dec 2006	Q3 2006/07		Annual 2006	
						Value	Value	Value	TargetNote		
			High	BV76a	Housing Benefits Security number of claimants visited	125.57 	27.30	187.00	153.00	Ahead of target	204.00
			N/A	BV76b	Housing Benefits Security number of fraud investigators employed	.27 	.15	.15	.27	Additional resources are to be deployed in respect of this performance indicator to improve the situation.	.27
			High	BV76c	Housing Benefits Security number of fraud investigations	9.90 	2.05	23.23	13.80	To minimise any disruption to this performance indicator all administrative duties previously undertaken by fraud investigators have been reallocated to other staff within the Benefits Service. Additional resources will also be provided shortly in respect of this area.	28.00
			High	BV76d	Housing Benefits Security number of prosecutions & sanctions	3.83 	.63	5.05	5.18	Additional resources are to be deployed to improve the performance of this particular indicator.	6.90

On Target?	Long Term Trend	Short Term Trend	Good Performance	BVPI Code	Description	Q2 2006/07	Dec 2006	Q3 2006/07		Annual 2006	
						Value	Value	Value	Target		Note
			Low	BV78a – KSI	Speed of processing - new HB/CTB claims	37.8	39.0	36.9	32.0	The BVPI shows an improvement this quarter. New claims are being prioritised when post is received. Work will continue over the next quarter to review current work practices to reduce this figure further.	32.0
			Low	BV78b	Speed of processing - changes of circumstances for HB/CTB claims	17.8	22.2	18.0	9.0	The changes in circumstances figure has increased this quarter. Comparisons are currently underway with other authorities to benchmark this whole area. It is anticipated that lessons can be learnt so that an improvement can be seen in the next quarter.	9.0
			High	BV79a	Accuracy of processing - HB/CTB claims	98.00%	Not Collected	98.13%	99.00%	Performance has improved this quarter. A regular checking procedure will be introduced in the next quarter to improve this figure.	99.00%
			High	BV79b (i)	Percentage of Recoverable Overpayments Recovered (HB) that are recovered during period	86.79%	43.06%	79.88%	85.00%	The recovery rate is down to 43%, this is due to an increase in the total overpayment outstanding caused by a correction to a system error that had paid Housing Benefits to Greenvale during 'no rent due weeks'. This reduction in collection rate will be recovered during January. Once corrected in January it is anticipated that there will be no adverse impact upon the yearly BVPI outturn.	85.00%
			High	BV79b (ii)	HB overpayments recovered as % of	19.01%	2.93%	23.33%	60.00%	This performance indicator is adversely affected by a high level irrecoverable	80.00%





On Target?	Long Term Trend	Short Term Trend	Good Performance	BVPI Code	Description	Q2 2006/07	Dec 2006	Q3 2006/07		Annual 2006	
						Value	Value	Value	Target>Note		
					the total amount of HB overpayment debt outstanding					debt that requires write off. Once this debt is written off this performance indicator will improve. It is anticipated that this work will be completed in March 07.	
			Low	BV79b (iii)	Percentage of Recoverable Overpayments Recovered (HB)	11.74% 	2.26%	14.13%	7.50%	Due to a data cleansing exercise it is unlikely that this target will be met. Old outstanding debt with little or no chance of recovery, for various reasons (death, moved and unable to trace) is being written off to enable a clearer picture of true outstanding debt which is recoverable.	10.00%

Portfolio Owners: **Cllr Janet Graham**
HoS: **Liz Murphy**
Data Collection Officer: **Glenys Holt**
BV Category: **Corporate Health**

On Target?	Long Term Trend	Short Term Trend	Good Performance	BVPI Code	Description	Q2 2006/07	Dec 2006	Q3 2006/07		Annual 2006	
						Value	Value	Value	Target>Note		
			Low	BV12 – KSI	Working Days Lost Due to Sickness Absence	5.02 	6.07	6.07	7.50	The winter months did bring an outbreak of flu but despite this the BVPI is still on target. In January Members agreed that	10.00





On Target?	Long Term Trend	Short Term Trend	Good Performance	BVPI Code	Description	Q2 2006/07	Dec 2006	Q3 2006/07		Annual 2006
						Value	Value	Value	Target>Note	
										employees who did have no sickness absence would have one days additional leave. Staff have been advised of this It is anticipated that the BVPI target will be met

Portfolio Owners: **Ormerod, Cllr Michael**
 HoS: **Fisher, Linda**
 Data Collection Officer: **Childs, Lee**
 BV Category: **Corporate Health**

On Target?	Long Term Trend	Short Term Trend	Good Performance	BVPI Code	Description	Q2 2006/07	Dec 2006	Q3 2006/07		Annual 2006
						Value	Value	Value	Target>Note	
			High	BV156	Buildings Accessible to People with a Disability	93.00% 	93.00%	93.00%	100.00%	DDA contract is now complete , with all priority 1and 2 works included . Priority 3 and 4 will be picked up on future repairs and maintenance contracts Outstanding work relates to Public Conveniences which are subject to a separate O&S review.

On Target?	Long Term Trend	Short Term Trend	Good Performance	BVPI Code	Description	Q2 2006/07	Dec 2006	Q3 2006/07			Annual 2006
						Value	Value	Value	Target	Note	

Portfolio Owners: **Ormerod, Cllr Michael**
 HoS: **Seddon, Phil**
 Data Collection Officer: **Crawford, Janice**
 BV Category: **Corporate Health**

On Target?	Long Term Trend	Short Term Trend	Good Performance	BVPI Code	Description	Q2 2006/07	Dec 2006	Q3 2006/07			Annual 2006
						Value	Value	Value	Target	Note	
			High	BV8 – KSI	% of invoices paid on time	70.43% 	95.33%	74.72%	92.50%	Dec performance has shown tremendous improvement on past months. The performance league table has been circulated and departments congratulated. From an annual point of view, however, the reduced volumes now compared to those in April and May when some HRA invoices were still being processed, will mean that it is impossible for the cumulative yearly results to match those of previous years, even if monthly results from now until March were at 100%.	92.50%

On Target?	Long Term Trend	Short Term Trend	Good Performance	BVPI Code	Description	Q2 2006/07	Dec 2006	Q3 2006/07			Annual 2006
						Value	Value	Value	Target	Note	

Portfolio Owners: **Smith, Cllr Darryl**
 HoS: **Snow-Miller, Iona**
 Data Collection Officer: **Rahman, Miladur**
 BV Category: **Cultural & Related Services**

On Target?	Long Term Trend	Short Term Trend	Good Performance	BVPI Code	Description	Q2 2006/07	Dec 2006	Q3 2006/07			Annual 2006
						Value	Value	Value	Target	Note	
			High	BV170a	Visits to and Use of museums & galleries - All Visits	101 	6	132	117	The cumulative outturn for quarter 3 is above target and we are making good progress towards achieving our annual target. There has been a 15% improvement over the same period last year.	156
			High	BV170b	Visits to and use of Museums & galleries - Visits in Person	101 	6	132	117	The cumulative outturn for quarter 3 is above target and we are making good progress towards achieving our annual target. There has been a 15% improvement over the same period last year.	155
			High	BV170c	Visits to and Use of Museums - School Groups	30 	53	168	135	A large number of school visits were made during the months of July, November and Dec 2006 which has resulted in a significant improvement to our overall cumulative outturn to date. We are making good progress towards achieving our annual target. This is due to the Museum's successful partnership with Howarth Art Gallery. However although our current outturn	180

On Target?	Long Term Trend	Short Term Trend	Good Performance	BVPI Code	Description	Q2 2006/07	Dec 2006	Q3 2006/07			Annual 2006
						Value	Value	Value	Target	Note	
											is 168, this is far less that what was achieved this time last year (Q3 05/06 = 248).